

## Game: Internet Safety

### Equipment:

- 6 to 8 White boards
- 6 to 8 markers (different colours)
- Tissues/wetwipes to clean boards
- Name at top of each board (printed/cellotaped)
- Card with Cub's screen name and name of all the others (up to 8) (laminated)
- One Cub is instructed to be a bully on his/her card
- One Cub is instructed to lie about himself/herself and pretend to be another Cub
- Flipchart for rules and for discussion after
- Helpers to assist younger Cubs with writing messages

### Instructions to Cubs (before we start) (5 minutes)

Each Cub will get a card.

- At the top is the Cub's "screen name" (Explain what a screen name is)
- Below is all the other people who are online that you can chat to
- Your job is to try and find out who each person actually is
- Your board will have your screen name at the top
- You first need to address your message (who are you sending to)
- Then write your message/question.
- If you receive a message, you write your answer below.
- Hold your board above your head when ready and Akela will deliver it for you
- Once you have received a reply, rub out the

**Note:** Each person can also be given a label on their back so that Akela/helpers know who is who.

### Rules:

- You can't ask or give your real name
- You can't face each other
- No talking

### How to Play (10 minutes):

- Cubs sit in a circle (large so they can't see each other's boards), backs facing in so that they can't see each other
- They are each given the card with their screen name and that of the others that are online.
- They are given a white board and marker for writing messages. Each board is marked with the person's name at the top so we know who it belongs to
- Each Cub is given a marker to write with – each can be a different colour so it is easy to tell message and answer apart
- They can wipe out messages once read and then write a new message – to the same person or someone else.

- Keep sending messages until the time is up.
- Cubs to fill in on the card who they think each person is

**Debrief (5 minutes):**

- Cubs to come back together and asked if they know who each person is.
- Write up screen names on flipchart and then see if each can guess. See how many they got right. Did someone mislead them and make them think he/she was someone else?
- Now discuss how easy it was for a stranger to have pretended to be a friend and look at the information he/she could have got – where you live, what you like to do, sports you play, where you go to school – all of this can be used to find you (use examples of the messages sent and received).
- Relate back to social media, online gaming, Whats App, etc.
- Now, ask if they found someone to be very rude/horrible.
- What did they do?
- What could they do?

Share the safety tips on how to deal with being safe – same rules as how to deal with strangers in the real world but to be extra careful since you can't tell if the other person is lying or not about who they are.

Share some tips on Cyber Bullying and what they can do.

**Handout:**

Safety Tips

Cyber Bully Tips

**Your Screen name is:**

Terry Daktul



**The others you can send messages to are:**

Gerry Atrick \_\_\_\_\_

Anita Bath \_\_\_\_\_

Herbie Hind \_\_\_\_\_

Robin Banks \_\_\_\_\_

Justin Case \_\_\_\_\_

Marcus Absent \_\_\_\_\_

Wayne Dear \_\_\_\_\_

**When you think you know who is who, write  
their real name next to their Screen name.**

**Your Screen name is:**

Gerry Atrick

**ACT LIKE A BULLY TO THE  
OTHERS**



**The others you can send messages to are:**

Terry Daktul \_\_\_\_\_

Anita Bath \_\_\_\_\_

Herbie Hind \_\_\_\_\_

Robin Banks \_\_\_\_\_

Justin Case \_\_\_\_\_

Marcus Absent \_\_\_\_\_

Wayne Dear \_\_\_\_\_

**When you think you know who is who, write  
their real name next to their Screen name.**

**Your Screen name is:**

Anita Bath



**The others you can send messages to are:**

Gerry Atrcick \_\_\_\_\_

Terry Daktul \_\_\_\_\_

Herbie Hind \_\_\_\_\_

Robin Banks \_\_\_\_\_

Justin Case \_\_\_\_\_

Marcus Absent \_\_\_\_\_

Wayne Dear \_\_\_\_\_

**When you think you know who is who, write  
their real name next to their Screen name.**

**Your Screen name is:**

Herbie Hind

**LIE – PRETEND TO BE  
SOMEONE ELSE**



**The others you can send messages to are:**

Gerry Atrick \_\_\_\_\_

Anita Bath \_\_\_\_\_

Terry Daktul \_\_\_\_\_

Robin Banks \_\_\_\_\_

Justin Case \_\_\_\_\_

Marcus Absent \_\_\_\_\_

Wayne Dear \_\_\_\_\_

**When you think you know who is who, write  
their real name next to their Screen name.**

**Your Screen name is:**

Robin Banks



**The others you can send messages to are:**

Gerry Atrick \_\_\_\_\_

Anita Bath \_\_\_\_\_

Herbie Hind \_\_\_\_\_

Terry Daktul \_\_\_\_\_

Justin Case \_\_\_\_\_

Marcus Absent \_\_\_\_\_

Wayne Dear \_\_\_\_\_

**When you think you know who is who, write  
their real name next to their Screen name.**

**Your Screen name is:**

Justin Case



**The others you can send messages to are:**

Gerry Atrick \_\_\_\_\_

Anita Bath \_\_\_\_\_

Herbie Hind \_\_\_\_\_

Robin Banks \_\_\_\_\_

Terry Daktul \_\_\_\_\_

Marcus Absent \_\_\_\_\_


Wayne Dear \_\_\_\_\_

**When you think you know who is who, write  
their real name next to their Screen name.**



**Your Screen name is:**

Marcus Absent



**The others you can send messages to are:**

Gerry Atrick \_\_\_\_\_

Anita Bath \_\_\_\_\_

Herbie Hind \_\_\_\_\_

Robin Banks \_\_\_\_\_

Justin Case \_\_\_\_\_


Terry Daktul \_\_\_\_\_

Wayne Dear \_\_\_\_\_

**When you think you know who is who, write  
their real name next to their Screen name.**

**Your Screen name is:**

Wayne Dear



**The others you can send messages to are:**

Gerry Atrick \_\_\_\_\_

Anita Bath \_\_\_\_\_

Herbie Hind \_\_\_\_\_

Robin Banks \_\_\_\_\_

Justin Case \_\_\_\_\_

Marcus Absent \_\_\_\_\_

Terry Daktul \_\_\_\_\_

**When you think you know who is who, write  
their real name next to their Screen name.**

Terry Daktul



Gerry Atrick



Anita Bath



Herbie Hind



Robin Banks




Justin Case



Marcus Absent



Wayne Dear



Terry Daktul



Gerry Atrick



Anita Bath



Herbie Hind



Robin Banks




Justin Case



Marcus Absent



Wayne Dear



# Cyber Bullying Tips

## Staying Safe from Cyber Bullying

- Remember that people on the internet lie about who they are.
- Keep personal information private, so that people can't use it against you.
- Be careful that you're not acting like a bully.
- Don't go to sites where people treat you badly.

## If You're Cyber Bullied

- Think, don't react! Reacting hurts you and gives bullies what they want.
- Remember you have a Cyber Bullying plan. Figure out what's best to do.
- Tell a trusted adult if you think it's best or if your plan isn't working out.
- Save the evidence.

## Cyber Bullying Plan

- Stay Calm.
- Stop the activity or ignore the bully.
- Tell the bully to stop. Don't be a bully or make threats when you do this.
- Tell a trusted adult.
- Block the bully.
- If you know the bully, send copies of the bullying to his or her parents. Politely ask them to stop it.
- Contact your service provider.
- Notify the police, especially if the bullying is making serious threats.

## Help Your Friends

- When you see posts bullying someone, tell the bully to stop. Remind them that bullying isn't cool.
- Offer your friendship and support to people who are bullied.
- If the bullying doesn't stop, tell a trusted adult before it gets out of hand.