

WEEK 1 – GRADE 4: SOCIAL SCIENCES

GEOGRAPHY

Read the notes below.

MAP SKILLS

Side views and plan views

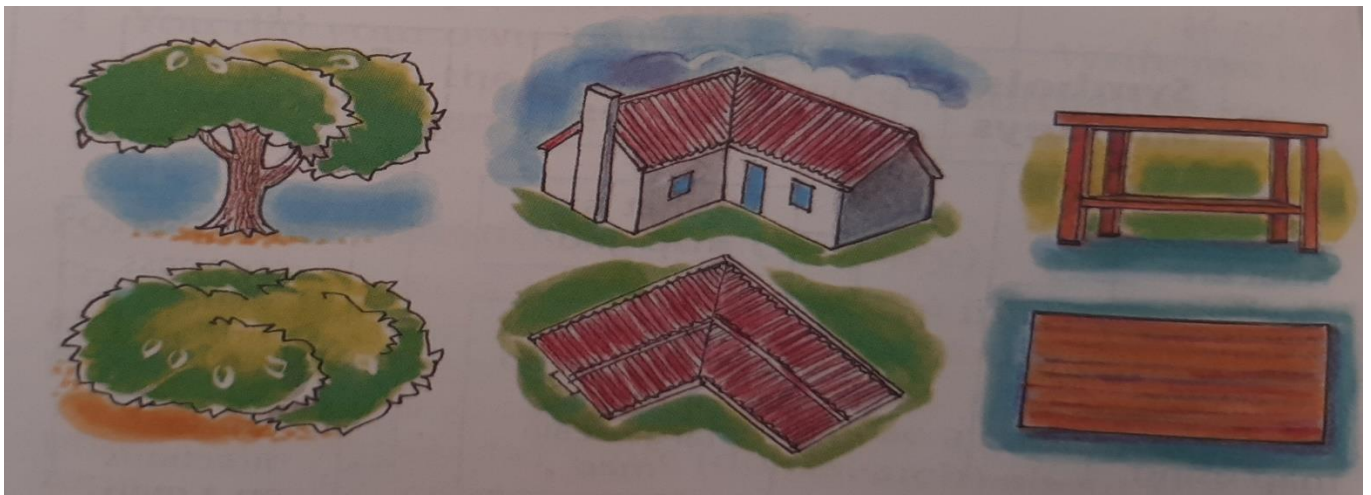
Side views and plan views from above

Look at the objects in the pictures. The objects in the top row were drawn from the side. In the bottom row we have drawn the same objects from above.




Plan views

When we look at a bigger object from above, we call the view a plan view. Look at the examples below. In the top row are the side views of a tree, a house and a table. In the bottom row are the plan views of the same things.

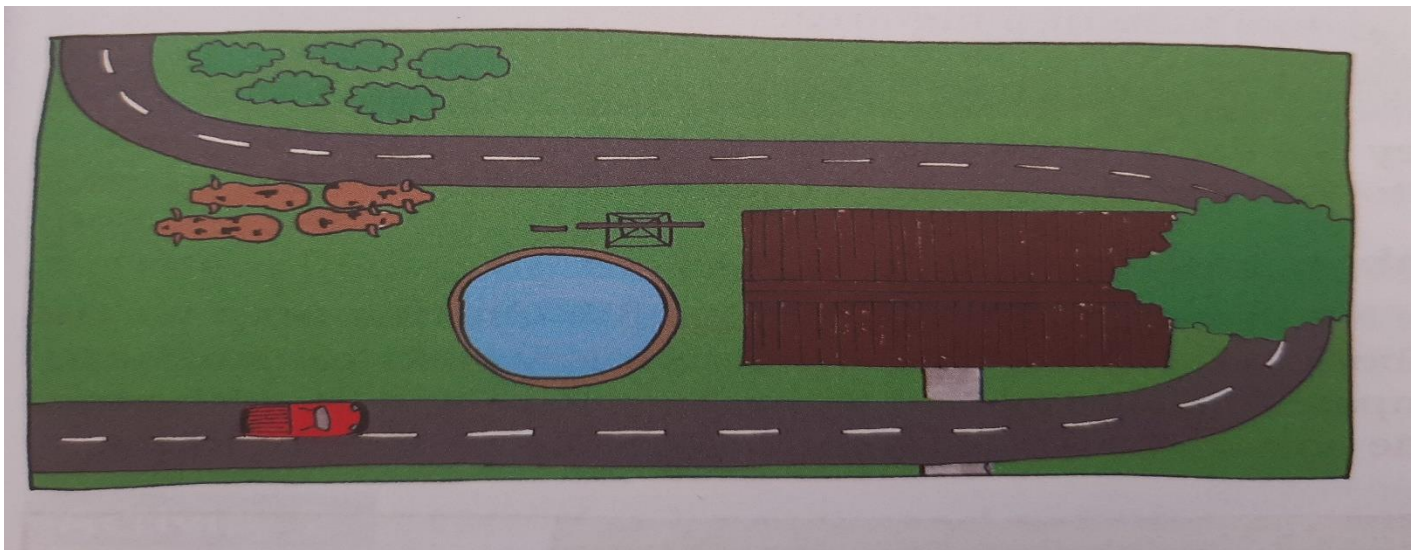


COMPARE A SIDE VIEW AND A PLAN VIEW

Look at the source below of a farm. In the source you look at the farm from the side view.



Look at the source below of a farm. In the source you look at the farm from above.



1. Write down five different objects you see in the picture of the farm.
 2. Draw your school shoes from above and from the side.
-

WEEK 1
HISTORY

LEARNING FROM LEADERS

Learner's book. Page 97

Learners must look at the photographs on page 96 and complete activity 1.

NOTES
HISTORY

WEEK 1

Instructions: complete the notes below in your classwork books.

What is a good leader?

Not all leaders are good leaders. Let us see what kind of a person makes a good leader.

1. Good leaders listen to people.
 2. Good leaders work for the good of the people.
 3. Good leaders work with a team.
 4. Good leaders have courage.
 5. Good leaders are brave.
 6. Good leaders are dedicated to their beliefs.
 7. Good leaders are dedicated to others.
 8. Good leaders will give up something for others.
-